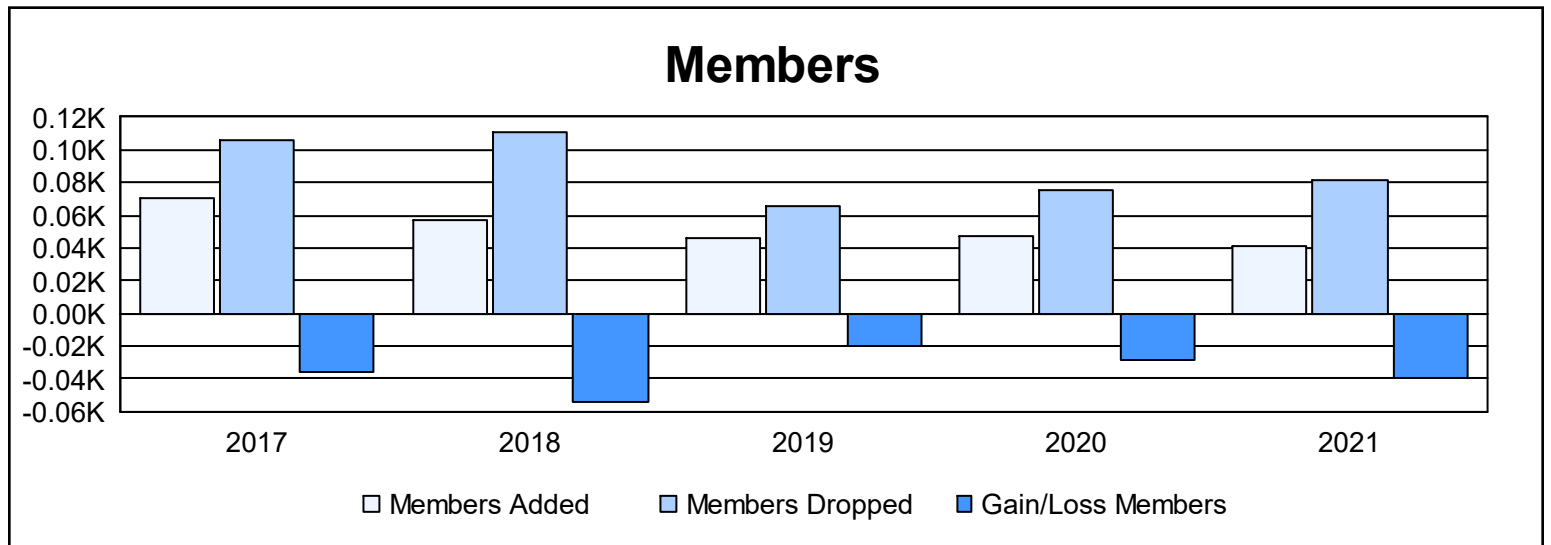
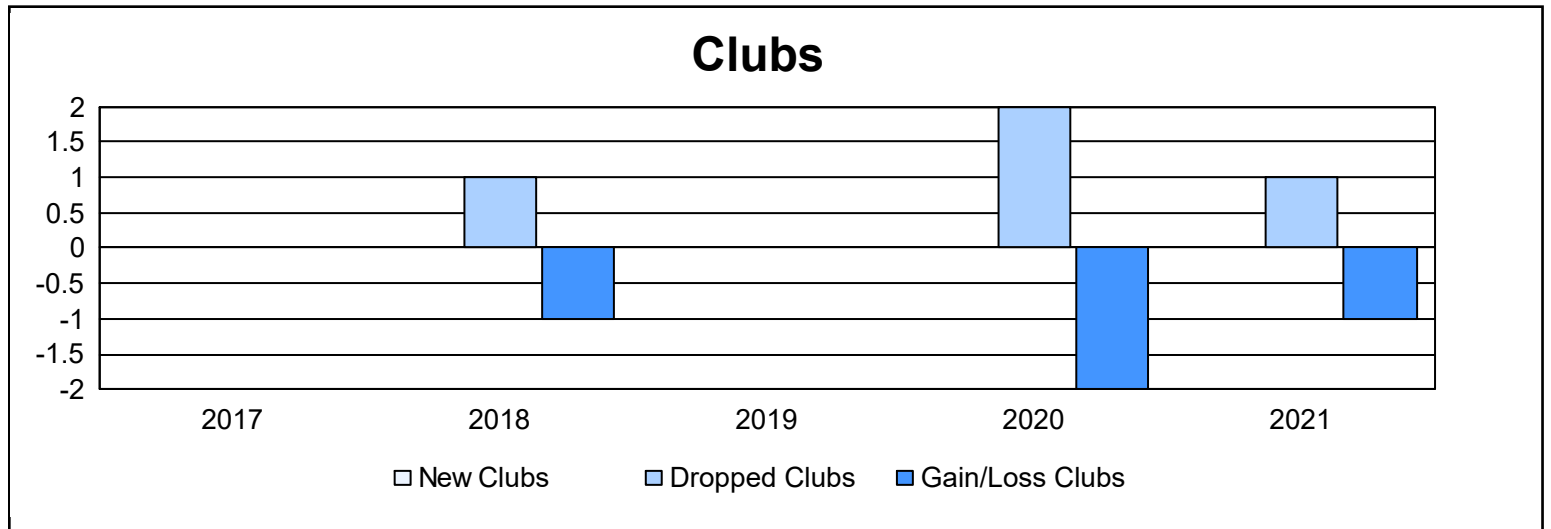
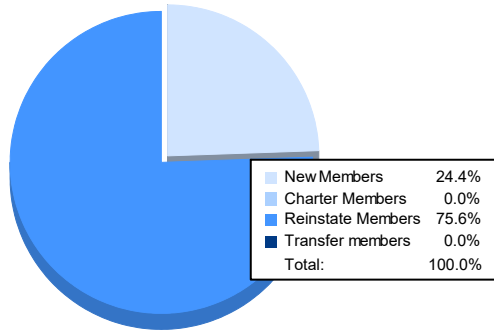


| Year           | New Clubs | Dropped Clubs | Gain/ Loss Clubs | New Members | Charter Members | Reinstate Members | Transfer Members | Total Member Added | Total Members Dropped | Gain/ Loss Members |
|----------------|-----------|---------------|------------------|-------------|-----------------|-------------------|------------------|--------------------|-----------------------|--------------------|
| 2016-2017      | 0         | 0             | 0                | 52          | 0               | 17                | 1                | 70                 | 106                   | -36                |
| 2017-2018      | 0         | 1             | -1               | 53          | 0               | 4                 | 0                | 57                 | 111                   | -54                |
| 2018-2019      | 0         | 0             | 0                | 42          | 0               | 4                 | 0                | 46                 | 66                    | -20                |
| 2019-2020      | 0         | 2             | -2               | 43          | 0               | 4                 | 0                | 47                 | 75                    | -28                |
| 2020-2021      | 0         | 1             | -1               | 10          | 0               | 31                | 0                | 41                 | 81                    | -40                |
| <b>Average</b> | <b>0</b>  | <b>1</b>      | <b>-1</b>        | <b>40</b>   | <b>0</b>        | <b>12</b>         | <b>0</b>         | <b>52</b>          | <b>88</b>             | <b>-36</b>         |



### Membership Composition June 2021 Cumulative



### Gender Composition June 2021 Cumulative

